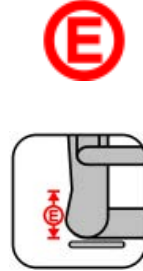




Custom Fit Measuring



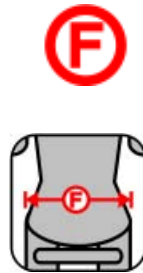
Lower Leg Height
Measure from the bottom of the heel (with shoes) to the back of the knee. If the person is wearing a shoe higher or lower than normal, make the appropriate adjustment to the measurement.



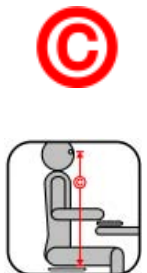
Lumbar Height
While seated, have the person put their thumbs into the small of their back. Measure from the seated position to their thumbs. (This is a very subjective measurement; you are looking for anything extremely high).



Elbow Height
With their arms relaxed at their sides and forearms horizontal (as if typing), measure from the sitting surface to the tip of the elbow.



Thigh Breadth
With the person in a seated position, measure widest distance across both thighs. Placing binders on either side of the person and measuring between the binders may be of help.



Eye Height
With the person in a seated position, measure from the sitting surface to the eye.



Elbow-Elbow Distance
With their arms relaxed at their sides and forearms horizontal (as if typing), measure from elbow tip to elbow tip.



Upper Leg Length
With the person in a seated position, measure from the rearmost part of the buttock to behind the knee. Placing a catalog behind them may help.



Dominant Eye
Have the individual, with both eyes open, focus on a spot on the wall. With the hands at arm's length, form a circle around the spot. Close one eye and then the other. Whichever eye keeps the spot in the circle is the dominant eye.

Name: _____

Phone: _____

Email _____

Department: _____

Address: _____

City/State/Zip: _____

Do you like a chair with armrests? _____ (Y/ N)

Corrective lenses while computing? _____ (Y/ N)

Do you like a chair that:

Locks in one position after being adjusted? _____ (Y/ N)

Rocking chair? _____ (Y/ N)

Both lockable and rocking? _____ (Y/ N)

Lower Leg Height _____ in

Elbow Height from seat _____ in

Eye Height from seat _____ in

Upper Leg Length _____ in

Lumbar Height _____ in

Thigh Breadth _____ in

Elbow-Elbow Distance _____ in

Dominant eye (L/R) _____ (L/R)

Worksurface height from floor? _____ in

Do you use a adjustable keyboard tray? _____

Occupation _____

1 (800) 288-1492

SITMATIC